

“Ripples”

The Official publication of the Southland Fly Fishing Club. The club was founded in 1974

June 2024



www.southlandflyfishingclub.org.nz



Southland Fly Fishing Club

President's Report by Dave

Well, the season for the rivers, other than the tidal reaches is well and truly over. I did manage four days out at the end of May to the Upukerora, Von and Whitestone rivers. Not a lot of fish seen or caught but I did catch my biggest fish of the season, a 7¼ lb rainbow. Two of these days were on the Lodge Trip and those of you that didn't come (and that is all of you except Simon) missed some good fishing conditions although it was a bit cool.

The Upukerora was interesting as the fish were hard to find. You will recall that in the last Ripples there was a photo showing a large number of trout in one pool. I went looking for them further up the river on my final outing for the season. Eventually I started to spot the odd fish and had hooked a couple when the same deer stalker I had meet on the previous trip came past on this four-wheeler. We had a chat and he said he usually saw fish well before where we were but he hadn't seen any that day. He also said on a previous trip he had seen fish much further up than he usually sees them. I walked a bit further up the river and started to spot more fish but it was time to turn around and start the long walk back to the car as I had the Club Meeting that night. I suspect if I had had the time (and energy) to walk a bit further I would have started finding a reasonable number of fish.

Since the end of the fishing season we have had our first Fly Tying Day of the off season. We had five members along as well as a prospective member. Some of us managed quite a few flies while others were trying to sort out one or two patterns.

This June meeting is our photo and video night. Members will be able to show their photos and videos from the season and there is our annual photo competition with Hunting & Fishing gift vouchers for the winners of each section. Details in this Ripples. So bring along all your photos from the past season on a memory stick to show us all where you have been, what you have caught and what else you have seen.

There are no other Club activities scheduled, other than the Executive Meeting until the AGM and prize giving at the end of July. However no fishing means you will have time to tie some flies and remember the Fly Tying Competition has a fly at each of the Club meetings and entering this gives you the chance to win a \$20 Hunting & Fishing gift voucher no matter how good (or bad) your fly is.

Competitions by Gerda

Photo Competition

Our annual photo competition will be held at the June meeting. There are four categories - trophy, scenic, action and general. Members chose which category their photos are and can enter up to three photos in each category. Photos are to be from the past season (or at least from the past 12 months) and are to be as they come off the camera. **Prints are to be 5" x 7"**. Judging will be by member vote and there will be a Hunting & Fishing voucher for the winner of each category.

Fly Tying Competition.

There were just three flies entered last month and Dave was the winner. Chris won the prize draw for the Hunting & Fishing \$20 gift voucher.

This month's fly is the parachute dad's favourite dry fly as detailed in the last ripples. July will be a green stonefly nymph as detailed on page 6 of this Ripples.



Dave's winning elk hair caddis.

May Lodge Trip by Dave

Initially there seemed to be quite a bit of interest in the May Lodge Trip but in the end, I was on my own on Saturday and Simon joined me on Sunday.

Saturday, I decided I would like to fish the Upukerora River further up than I had fished already this season. However, when I got to the river there were already two cars in the carpark so I had to go elsewhere. The next access down on the Upuk didn't look to be a goer as it was likely one of the parties had gone downstream from the carpark and that meant coming upstream from the next access down, I was likely to bump into them. I thought about the Eglinton but it is a fair way away so I settled on the top of the Whitestone as that was quite close.

I arrived at the river and there was no-one there so it was time to get setup and start fishing. Conditions weren't too bad although it was cold. As I was about to leave the car another angler arrived and he was keen to fish well up and after discussing how far I was going he said he would walk up two hours before starting to fish. That would put him above where I wanted to go. The river was low and clear but had a lot of brown algae on the stones and that, along with the very low sun, would make spotting fish difficult. As it turned out I only spotted one fish all day and that was gone before I could cast to it. Not too far up I had a good hook up in a nice pool and a 2½ lb rainbow came to the net. I continued up the river and had another hook up that broke off when I leaned a bit hard on it to stop it going into some fast water. It was another rainbow. As the day was wearing on I started calculating how long it was going to take to walk back to the car and decided on my turn around time. As this time approached, I could see two good runs and decided that I would fish both before the long walk back. Nothing took my nymph in the first but I had a good hook up in the second and a 3 lb rainbow came to the net. Once I had released the fish I headed back to the car.

Once back at the car, it was down to the Mossburn Pub for dinner and then back to the Lodge. As I was getting to the Lodge Simon rang to say he would be there at 7:00am the next morning. I had a couple of beers, made my lunch for the next day and went to bed.

At 7:00am the next morning Simon arrived at the Lodge and we set off in his ute, heading for the Von River. We decided the first section of river we would fish would be the top of the lower gorge. We parked by the bridge and looked into the river and immediately spotted a fish. We would come back to that later. We walked up the road and then dropped down into the river. No fish in the first pool but a little further up we spotted two fish in deep swirly water. Nether of use could get a fly down to them so we moved on expecting to spot more. We saw nothing as we moved up past the bridge, not even the fish we had seen when we first parked there. We fished a short distance above the bridge and then headed back. As we crossed the bridge, we could see the fish again so I went down to try and catch it. I had to put two heavy nymphs on to get down to it and it looked to take one of the nymphs but there was no tension on the line when I struck. It wasn't happy with this and took off.

We moved up the river a bit and started walking up the flats. We had spotted a couple of fish that weren't interested in anything and the wind was making casting quite difficult as it was coming straight down the river. Eventually we spotted what looked like a really good fish and Simon cast to it for some time, struggling with the wind. After a couple of fly changes the fish decided to take his nymph and there was plenty of action. It took off downstream with Simon chasing it and eventually he had a 6½ lb brown in the net. Soon after we sat down on a log by the river for lunch and immediately spotted a fish right below us in the river. Once we had finished lunch I went down and started casting to the fish. The wind was still causing problems as very accurate casting was required with the fish close to the bank in shallow water. I must have got it right and the fish was on. It gave a great aerial display before coming to the net. It was a 3lb brown.

We continued up the river and briefly saw a fish moving in a small run with a big rock in it. I had to guess where it was. I put a cast on the slow side of the rock and the indicator disappeared. I was hooked into a good

(Continued on page 4)

May Lodge Trip (cont)



Dave removing his rainbow from Simon's net.

(Continued from page 3)

fish and as it tried to get to fast water, I tried to keep it in the slower flow. No show, it was off down the river. After quite a long time Simon netted the fish for me and it was a rainbow that pulled the scales to 7¼ lb. Certainly my biggest fish of the season.

We saw nothing more and after a while turned back to the car and headed back to the Lodge. Once back at the Lodge, a quick beer and Simon headed home while I cleaned up, drained everything for the winter, turned off the power and headed home. It was a tough weekend with not many fish but that is how it goes. Well worth making the effort.

Final Fling by Dave

For me the final fling is usually the May Lodge weekend but this year there were another five days in May and the weather forecast looked good for a day out on the Tuesday following the Lodge weekend. I was up early and away from town in the dark as twice in May I had not been first to where I wanted to fish. At this time of the year, you need to keep an eye out for ice on the road especially once you get into the Te Anau basin as it can be foggy up there and this can lead to wet roads that freeze overnight. This trip there was no sign of ice and while the temperature varied quite a bit on the way up it never dropped below 3° and there was no sign of freezing on the sides of the road.

I arrived at the river to an empty car park which meant I wouldn't have anyone ahead of me on the river. I got set up and headed to the river. I spotted two browns in the first pool but they weren't keen to come and see me. From here I was struggling to find any fish for quite a distance up the river. Spotting on this section of the river was better than where I had previously fished it this May but there didn't seem to be any fish even in pools that always have fish. At one point I decided to cross the river and see what I could see from a bank on the other side. The answer was nothing and as I walked along the bank I spooked two fish without seeing them, just their bow waves. Time to get off the bank and I waded up the middle as this was the only way I could see into the water near the bank. Soon spotted a fish but it may have been one of the ones I had already spooked. It wasn't interested in what I offered. A bit further up I spotted a fish and quickly had it on and then in the net. Just up the river I spotted another and after adding a bit of extra tippet and a second nymph I hooked this on as well. It didn't stay on long as I was unable to keep tension on as it raced straight towards me.

After lunch I continued up the river and after a chat to a deer stalker on a four wheeler, I finally started to spot fish. I couldn't get any of these to take anything and by now I was a long way from the car so it was time to turn back. I was walking down the 4wd track and noticed a very large black angus bull on the track. It stood up and looked at me, so I detoured well off the track to get around it without upsetting it. A bit further down I noticed two anglers ahead of me and it looked like they were also walking down. Then I found a cell phone lying on the track and soon found the two anglers walking back up the track looking for a cell phone. One was from Nelson and the other was from Alexandra and they were having a few days fishing in the Te Anau area to end the season. We walked back to the car together. They were after advice from me on where to fish the following couple of days but I hadn't found anywhere that was flush with fish through the whole month so was unable to help them out.

By the time I got back to the car I had walked 12.5km for only one fish. I had previously seen a large number of fish further down the river but I think they had all migrated up to past where I walked to in preparation for spawning. I guess that is it for my season.

June Fly Tying Day by Dave

We held our June Fly Tying Day on June 16th. This is the second year we have held our June Fly Tying Day on a Sunday instead of the previous Saturday. This is to give those who have other things on on Saturdays a chance to come along.

Not many of us there but we had Pete along. He obviously had been tying flies for a while but was new to the Club. Hopefully we will have him along as a member next year.

Gerda was working on the green stonefly nymph for the Club competition but was having a bit of difficulty getting it just right. I didn't manage to get any photos of her efforts.

Chris was there but had to head away early afternoon to play hockey. He was sorting out Club flies to see what was needed for the Fly Fishing Course next year. I am not sure what he tied.

Isaac was back using Club gear and after tying some hare & copper nymphs he had a go at the parachute dad's favourite for the Club competitions.

Julie arrived after lunch and she was working on a black spider but was having a little difficulty with the hen hackles.

I managed a few flies, starting with a number of bead head hare & coppers as I was starting to get short of these by the end of the season. I also tied a couple of parachute dads favourites, mainly to show Isaac how to tie it and then had a go at the koura pattern I have been working on for the Club competition as the fly for September. To finish the day I tied a couple of cdc emergers (the August competition fly). These two flies means we will finish the competition with one fly that is very simple and one that is quite complex.



Isaac and Pete busy on the Fly Tying Day

A good way to fill in a cold winter day.



Dave with his 7¼ lb rainbow caught on the May Lodge Trip

Cover Photo by Dave

Simon with his 6½ lb Von brown.

July Competition Fly by Dave


Green Stonefly Nymph.

This is Gerda's fly for the competition but I didn't get any photos of her fly at the Fly Tying Day so had to tie this one.


This is a great fly especially early in the season. I have used it with great success in the Upper Oreti and around Te Anau.

Materials:

- Hook: Kamasan B800 #12
- Thread: Unithread 6/0 black
- Weight .020 lead wire
- Tail Olive goose biots
- Abdomen: Olive vinyl rid medium
- Thorax: Olive dubbing
- Legs: Olive goose biots



Run the thread to the bend in the hook




Tie in a small amount of dubbing at the bend.



Wrap on lead. About 6 turns with another 3 turns on top.



Run thread forward and cover lead with thread.



Tie in two goose biots as tail. The biots should curve away from each other. The dubbing should spread them apart.



Tie in vinyl rib on top of the hook against the lead.



Run the thread along the hook to the tail squashing the vinyl rib flat.



Wind the vinyl rib forward in touching turns up to the lead.



Dub the back half of the thorax.



Tie in the goose biot legs. They should curve out from the hook.



Dub the front half of the thorax, build up a bit of a head and whip finish.

Coming Events (MM=Monthly Meeting, CM = Committee Meeting)

25 th June	MM	Members Video & Photo night plus photo competition
2 nd July	CM	Fly tying
30 th July	AGM	Election of Officers, MVM, Prize Giving - (Supper)
6 th Aug	CM	Arranging the calendar for the next season
10 th Aug		Fly tying day – Fish and Game 9:00am - Meal at night

Club Contacts

- Address **Southland Fly Fishing Club, PO Box 1689, Invercargill, New Zealand**
- Website www.southlandflyfishingclub.org.nz
- President Dave Harris, 30 Baxter Street Invercargill (027 201 6722) daveharris823@gmail.com
- Secretary Chris McDonald, 334 Racecourse Road, Invercargill (03 217 3733) mcdonald.ccnd@kinect.co.nz
- Vice-President Gerda Johnstone, (022 166 1149) gerda.johnstone10@gmail.com
- Editor Dave Harris daveharris823@gmail.com
Items for publication must be submitted to the editor, prior to the 10th of the month
- Librarian Chris Cowie (027 236 9576)
- Lodge Custodian Dave Murphy, 35 Brown Road, Invercargill dmurphy@southnet.co.nz (03 230 4698) or (0276752324)

Club items for sale

Metal Badges \$15 ea.



Cloth Patches \$12 ea.



Club Meetings

The club meets at 7:30pm on the last Tuesday of each month (except December) at the Fish & Game building, 17 Eye St, West Invercargill, Invercargill 9810. [The February meeting is on the river.](#)

Executive Committee meets on the first Tuesday of the month following the general meeting, except for Dec/Jan, includes fly tying, so come along and bring your gear if you want help with a fly—all members welcome.

Club Resources

The club has an extensive library of Books and Videos, contact the Librarian

A blow up Rubber Boat and a set of five Radio's, which can be borrowed by club members, contact Chris McDonald.

Club Sponsors



Disclaimer:

The opinions or views expressed in this newsletter, are those of the respective authors, and not necessarily those of the Editor or the Southland Fly Fishing Club. The Editor takes no responsibility for the factual content of this publication.